

Oculera Case Studies

Conventional VFA vs Oculera VFA
October 2021



SINGLE FIELD ANALYSIS

EYE: RIGHT
DOB: 01-01-1950

NAME:
ID: 30681

CENTRAL 24-2 THRESHOLD TEST

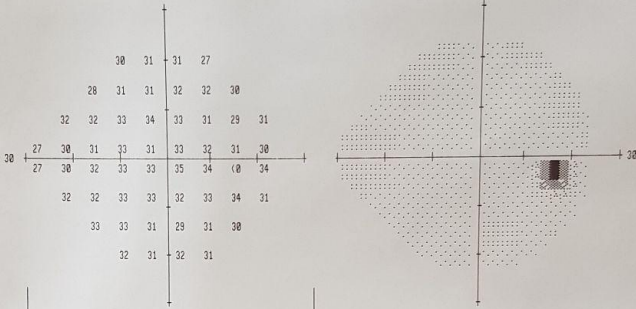
FIXATION MONITOR: OFF
FIXATION TARGET: CENTRAL
FIXATION LOSSES: 0/0
FALSE POS ERRORS: 4 %
FALSE NEG ERRORS: 0 %
TEST DURATION: 04:23

STIMULUS: III. WHITE
BACKGROUND: 31.5 ASB
STRATEGY: SITR-STANDARD

PUPIL DIAMETER:
VISUAL ACUITY:
RX: DS DC X


DATE: 18-01-2021
TIME: 01:57
AGE: 61

FOVEA: 37 08



3	4	4	1				
0	2	2	3	4	2		
4	2	2	3	2	1	-1	2
1	1	1	-1	1	1	1	
0	1	0	0	0	3	2	4
3	1	2	1	0	2	3	2
3	2	0	-2	0	0		
3	2	2	2				


TOTAL DEVIATION



○ ○ < 5%
○ ○ < 2%
○ ○ < 1%
■ < 0.5%

0	1	1	-2				
-3	-2	-1	0	0	-1		
0	-2	-1	-1	-3	-4	-1	
-3	-3	-3	-2	-4	-2	-2	
-3	-3	-3	-3	0	-1	1	
0	-2	-2	-3	-3	-1	0	-2
0	-1	-3	-3	-3	-3		
0	-2	-1	-2				

PATTERN DEVIATION



GHT
WITHIN NORMAL LIMITS
VFI 100%
MD +1.39 DB
PSD 1.42 DB



M****Ö****
YAŞ: 61




Görme Alanı Analizi
01.10.2021
10:30:17

Test Süresi
4:35
Kör Nokta Testi
2/14
Test Yöntemi
Oculera Interactive

Test Tipi
24-2
False NEG Hataları
0%
False POS Hataları
7%

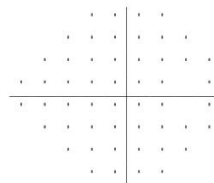
Sag Göz

29	30	31	30					
26	29	32	31	31	30			
32	29	29	33	32	30	29	29	
28	27	34	31	33	32	30	30	33
28	28	31	29	31	30	32	0	32
28	33	33	32	28	27	27	28	
35	31	29	29	28	30			
31	32	29	28					



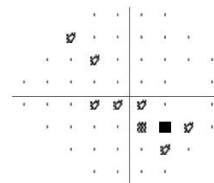
4	5	6	6				
-2	1	4	3	3	3		
5	0	-2	2	1	0	0	2
4	-1	4	-1	0	-1	-1	5
4	0	1	-3	-3	0	4	
1	3	1	0	-4	-5	-3	0
6	1	-1	-1	-2	1		
4	4	1	0				

Total Deviation



0	1	2	2				
-5	-3	0	-1	-1	-1		
1	-4	-6	-2	-3	-4	-4	-2
0	-5	0	-5	-4	-5	-5	1
0	-4	-3	-7	-7	-7	-4	0
-3	-1	-3	-4	-8	-9	-7	-4
2	-3	-5	-5	-6	-3		
0	0	-3	-4				

Pattern Deviation



GHT
VFI 99.70%
MD +1.04 dB
PSD 4.95 dB

○ ○ < 5%
○ ○ < 2%
○ ○ < 1%
■ < 0.5%

GAZE



SINGLE FIELD ANALYSIS

EYE: LEFT

NAME: [REDACTED]
ID: 36829

DOB: 01-01-1958


CENTRAL 24-2 THRESHOLD TEST

FIXATION MONITOR: BLIND SPOT
FIXATION TARGET: CENTRAL
FIXATION LOSSES: 1/12
FALSE POS ERRORS: 4 %
FALSE NEG ERRORS: 0 %
TEST DURATION: 04:20
FOVER: 36 DB

STIMULUS: III, WHITE
BACKGROUND: 31.5 HSB
STRATEGY: SITA-STANDARD

PUPIL DIAMETER: 5.1 MM
VISUAL ACUITY:
RX: OS DC X

DATE: 10-14-2021
TIME: 01:24
AGE: 63



5	2	1	2
1	4	3	1
2	2	0	1
-1	1	0	1
1	1	0	3
1	1	0	0
-1	1	0	1
0	-1	2	-2

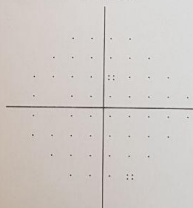
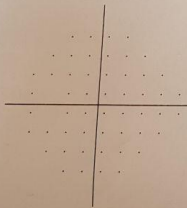
2	0	-1	0
-2	1	0	-1
-1	0	-3	-2
-3	-2	-2	-1
-1	-2	-2	1
-2	-1	-2	-2
-2	-1	-2	-3
-4	-1	-3	-1
-3	-3	0	-4

GHT
WITHIN NORMAL LIMITS

VFI 100%
MD +0.65 DB
PSD 1.28 DB

TOTAL DEVIATION

PATTERN DEVIATION



∴ < 5%
⊠ < 2%
⊞ < 1%
■ < 0.5%



G*** M****
YAŞ: 63

oculera


Cörme Alanı Analizi
14.10.2021
10:24:38

Test Süresi
5:09
Kör Nokta Testi
1/34
Test Yöntemi
Oculera Interactive

Test Tipi
24-2
False NEG Hataları
0%
False POS Hataları
2%

Sol Göz

30	29	33	31
31	31	31	34
27	31	31	31
30	28	31	32
31	0	34	30
31	31	30	32
31	30	33	34
31	31	31	30



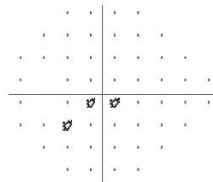
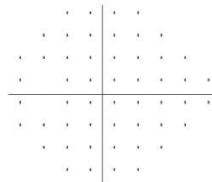
6	4	8	6
4	3	3	6
0	2	1	0
2	0	-1	-1
3	2	-3	-3
3	1	-2	0
2	0	3	4
3	3	3	3

2	0	4	2
0	-1	-1	2
-4	-2	-3	-4
-2	-4	-5	-5
-1	-2	-7	-7
-1	-3	-6	-4
-2	-4	-1	0
-1	-1	-1	-1

GHT
VFI 95.20%
MD +2.06 DB
PSD 2.98 DB

Total Deviation

Pattern Deviation



∴ P < 5%
⊠ P < 2%
⊞ P < 1%
■ P < 0.5%

GAZE



10:00:01:080:160:190:200:280:300:350:400:450:500:580:630:680:730:780:830:880:930:980:1030:1080:1130:1180:1230:1280:1330:1380:1430:1480:1530:1580:1630:1680:1730:1780:1830:1880:1930:1980:2000:084:094:104:114:124:134:144:154:164:174:184:194:204:214:224:234

SINGLE FIELD ANALYSIS

NAME:
 ID: 33837

EYE: RIGHT
 DOB: 01-01-1964

CENTRAL 24-2 THRESHOLD TEST


FIXATION MONITOR: OFF
 FIXATION TARGET: CENTRAL
 FIXATION LOSSES: 0/0
 FALSE POS ERRORS: 3 %
 FALSE NEG ERRORS: 0 %
 TEST DURATION: 04:09

STIMULUS: III. WHITE
 BACKGROUND: 31.5 ASB
 STRATEGY: SITA-STANDARD

PUPIL DIAMETER: 4.0 MM
 VISUAL ACUITY:
 RX: DS DC X

DATE: 09-23-2021
 TIME: 11:11
 AGE: 57

FOVEA: 32 DB :-




2	-4	-5	2				
0	1	-1	-1	0	2		
1	2	0	-2	-1	0	3	
2	2	2	0	-1	-1	0	2
-2	0	-2	-1	-1	0	2	1
2	2	1	-5	-4	1	1	0
1	0	-4	-2	-2	0		
-6	1	-4	-3				

TOTAL DEVIATION

0	-6	-7	0				
-2	-1	-3	-3	-2	0		
-1	0	-2	-2	-4	-3	-2	1
0	0	0	-2	-3	-2	0	
-4	-2	-4	-3	-3	-2	0	-1
0	0	-1	-7	-5	-1	-1	-2
-1	-2	-6	-4	-4	-2		
-8	-1	-6	-5				

PATTERN DEVIATION

GHT
 OUTSIDE NORMAL LIMITS
 VFI 98%
 MD -0.50 DB
 PSD 2.23 DB P (< 5X



⋯ (5X
 ⋄ (2X
 ⋆ (1X
 ■ (0.5X



A**** K****
 YAŞ : 57




Görme Alanı Analizi
 23.09.2021
 11:45:20

Test Süresi
 4:20
 Kör Nokta Testi
 0/14
 Test Yöntemi
 Oculera Interactive

Test Tipi
 24-2
 False NEG Hataları
 0%
 False POS Hataları
 1%

Sag Göz

28	24	28	28					
30	31	30	28	31	30			
27	28	29	28	28	29	31	31	
27	30	33	31	31	31	32	26	28
31	30	34	30	31	33	32	0	24
28	30	29	30	31	30	29	27	
30	29	32	32	30	27			
26	27	28	29					



2	-1	3	3				
2	2	1	0	3	3		
0	-2	-2	-4	-3	-2	2	4
2	2	2	-1	-3	-2	0	0
6	2	3	-3	-3	-1	0	-4
0	0	-3	-3	-1	-2	-1	-1
1	-1	2	2	0	-3		
-1	-1	0	1				

-1	-4	0	0				
-1	-1	-2	-3	0	0		
-3	-5	-5	-7	-6	-5	-1	1
-1	-1	-1	-4	-6	-5	-3	-3
3	-1	0	-6	-6	-4	-3	-7
-3	-3	-6	-6	-4	-5	-4	-4
-2	-4	-1	-1	-3	-6		
-4	-4	-3	-2				

GHT
 VFI 98.10%
 MD -0.07 dB
 PSD 2.79 DB

Total Deviation

Pattern Deviation



⋯ P < 5%
 ⋄ P < 2%
 ⋆ P < 1%
 ■ P < 0.5%

GAZE

Kabul Edilebilir Maksimum



5010601061100110020061000100010001001001100110012001300140015001600170018001900200210022002300240025002600270028002900300310032003300340035003600370038003900400410042004300440045004600470048004900500510052005300540055005600570058005900600610062006300640065006600670068006900700710072007300740075007600770078007900800810082008300840085008600870088008900900910092009300940095009600970098009901000

SINGLE FIELD ANALYSIS

NAME:
 ID: 0

EYE: LEFT
 DOB: 01-01-1964

CENTRAL 24-2 THRESHOLD TEST

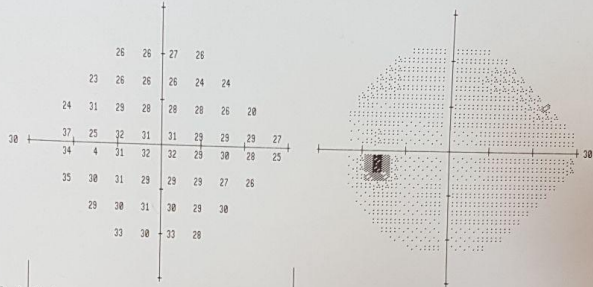
FIXATION MONITOR: OFF
 FIXATION TARGET: CENTRAL
 FIXATION LOSSES: 0%
 FALSE POS ERRORS: 0%
 FALSE NEG ERRORS: 0%
 TEST DURATION: 04:50

STIMULUS: III, WHITE
 BACKGROUND: 31.5 ASB
 STRATEGY: SITA-STANDARD

PUPIL DIAMETER: 4.2 MM
 VISUAL ACUITY:
 RX: DS DC X

DATE: 09-24-2021
 TIME: 11:31
 AGE: 57

FOVER: 34 DB



0	-1	0	-1				
-5	-3	-3	-4	-5	-4		
-5	2	-2	-3	-4	-3	-4	-8
8	1	-1	-2	-3	-3	0	0
4	-1	0	-1	-3	-2	-1	-2
5	0	-1	-3	-3	-3	-3	-3
-1	0	0	-2	-1	0		
3	0	4	-1				

-1	-2	-1	-2				
-5	-4	-4	-5	-6	-5		
-5	1	-3	-4	-4	-5	-9	
7	0	-2	-2	-4	-3	-1	-1
3	-2	-1	-2	-4	-3	-2	-3
4	-1	-2	-4	-4	-3	-4	-4
-2	-1	-1	-2	-2	-1		
2	-1	3	-2				

GHT
 BORDERLINE
 VFI 96%
 MD -1.45 DB
 PSD 2.72 DB P < Z

TOTAL DEVIATION

PATTERN DEVIATION



○ ○ < 5%
 ○ ○ < 2%
 ○ ○ < 1%
 ■ < 0.5%



S... Y...
 YAŞ: 57

oculera


Görme Alanı Analizi
 24.09.2021
 13:57:57

Test Süresi
 9:24
 Kır Nokta Testi
 9/16
 Test Yöntemi
 Oculera Interactive

Test Tipi
 24-2
 False NEG Hataları
 0%
 False POS Hataları
 8%

Sol Göz

	27	31	29	29				
	30	29	31	28	24	27		
20	30	28	31	30	30	31	24	
31	31	31	32	30	31	31	25	
31	10	31	31	27	30	31	28	29
29	25	30	26	26	30	31	27	
31	26	29	29	26	26			
28	28	28	25					



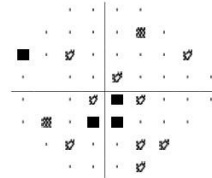
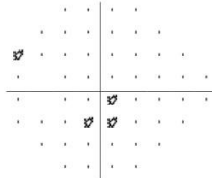
2	6	4	3				
3	1	3	-1	-5	-1		
-7	1	-3	0	-2	-1	1	-3
3	-1	-1	-4	-1	0	2	0
3	-1	-3	-7	-3	0	0	4
1	-5	-2	-6	-7	-2	1	-1
1	-4	-1	-1	-4	-3		
0	0	0	-3				

-1	3	1	0				
0	-2	0	-4	-8	-4		
-10	-2	-6	-3	-5	-4	-2	-6
0	-4	-4	-7	-4	-3	-1	-3
0	-4	-6	-10	-6	-3	-3	1
-2	-8	-5	-9	-10	-5	-2	-4
-2	-7	-4	-4	-7	-6		
-3	-3	-3	-6				

GHT
 VFI 97%
 MD -0.56 dB
 PSD 3.64 dB

Total Deviation

Pattern Deviation



○ ○ < 5%
 ○ ○ < 2%
 ○ ○ < 1%
 ■ < 0.5%

GAZE



SINGLE FIELD ANALYSIS

EYE: LEFT
DOB: 01-01-1965


NAME: [REDACTED]
ID: 23274

CENTRAL 24-2 THRESHOLD TEST

FIXATION MONITOR: GAZE/BLIND SPOT
FIXATION TARGET: CENTRAL
FIXATION LOSSES: 0/15
FALSE POS ERRORS: 0 %
FALSE NEG ERRORS: 4 %
TEST DURATION: 00:15

STIMULUS: III, WHITE
BACKGROUND: 31.5 ASB
STRATEGY: SITA-STANDARD
PUPIL DIAMETER: 3.1 MM
DATE: 10-01-2021
VISUAL ACUITY:
TIME: 02:42
RX: OS DC X
AGE: 56

FOVER: 36 DB




-5	-5	-1	-1				
-12	-6	-2	-4	-2	-2		
-6	-5	-4	0	-4	-1	-5	-5
-1	-4	0	-1	-1	-4	-6	-7
-1	-1	0	-2	-2	-4	-3	-1
0	-1	0	-4	-1	-2	-2	-6
-2	-2	-5	-3	-3	-2		
-5	-4	-2	-4				


-5	-4	0	-1				
-12	-5	-1	-3	-2	-1		
-5	-4	-3	0	-4	-4		
-1	-4	0	0	-1	-3	-6	-6
-1	0	0	-1	-1	-3	-2	0
1	0	1	-3	-1	-2	-1	-6
-2	-2	-4	-2	-2	-1		
-4	-3	-1	-4				

CNT
BORDERLINE
VFI 96%
MD -2.79 DB P < 2%
PSD 2.20 DB P < 5%

TOTAL DEVIATION



PATTERN DEVIATION



⋮ < 5%
⊗ < 2%
⊗ < 1%
■ < 0.5%



oculera
YAŞ: 56

oculera


Görme Atamı Analizi
01.10.2021
11:40:55

Test Süresi
5:00
Kör Nokta Testi
0/15
Test Yöntemi
Ocülera Interactive

Test Tipi
34-2
False NEG Hataları
295%
False POS Hataları
6%

Sol Göz

24	26	25	22					
18	25	24	31	26	25			
23	30	29	25	30	30	25	24	
27	12	30	25	31	28	27	26	24
25	0	31	30	31	30	28	25	24
28	24	28	27	26	28	24	23	
24	24	24	26	26	25			
22	24	24	24					

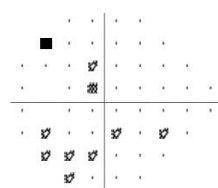


-1	1	0	-4				
-9	-3	-4	2	-3	-3		
-4	1	-2	-6	-2	-1	-5	-3
-1	-2	-8	-3	-4	-4	-2	-1
-3	-1	-4	-3	-3	-3	-1	
0	-6	-4	-5	-7	-4	-6	-5
-6	-6	-6	-4	-4	-4		
-6	-4	-4	-4				

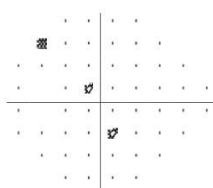
0	2	1	-3				
-8	-2	-3	3	-2	-2		
-3	2	-1	-5	-1	0	-4	-2
0	-1	-7	-2	-3	-3	-1	0
-2	0	-3	-2	-2	-2	-2	0
1	-5	-3	-4	-6	-3	-5	-4
-5	-5	-5	-3	-3	-3		
-5	-3	-3					

GHT
VFI 96.54%
MD -3.66 dB
PSD 3.17 dB

Total Deviation



Pattern Deviation



⋮ P < 5%
⊗ P < 2%
⊗ P < 1%
■ P < 0.5%

GAZE



SINGLE FIELD ANALYSIS

EYE: LEFT

NAME:
ID: 39483

DOB: 01-01-1957

CENTRAL 24-2 THRESHOLD TEST


FIXATION MONITOR: OFF
FIXATION TARGET: CENTRAL
FIXATION LOSSES: 0/0
FALSE POS ERRORS: 6 %
FALSE NEG ERRORS: 7 %
TEST DURATION: 06:01

STIMULUS: III, WHITE
BACKGROUND: 31.5 ASB
STRATEGY: SITA-STANDARD

PUPIL DIAMETER:
VISUAL ACUITY:
RX: DS DC X

DATE: 09-27-2021
TIME: 09:01
AGE: 64

FOVER: 32 DB ::



-9	-4	-5	-7				
-10	-6	-10	-7	-6			
-1	-6	-7	-6	-4	-4	-3	-3
-3	-8	-4	-5	-4	-3	-1	1
-4	-4	-4	-3	-4	-3	-1	-5
-3	-2	-2	-1	-3	-2	-2	-1
0	-2	0	-1	0	1		
0	0	-2	-2				

-8	-4	-5	-7				
-10	-6	-10	-7	-6			
-1	-5	-6	-6	-4	-4	-3	-2
-3	-7	-4	-5	-3	-3	-1	1
-1	-4	-4	-3	-4	-3	-1	-5
-3	-2	-2	-1	-2	-2	-1	
0	-1	0	-1	0	1		
0	0	-2	-2				

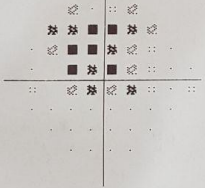
GHT
OUTSIDE NORMAL LIMITS

VFI 91%

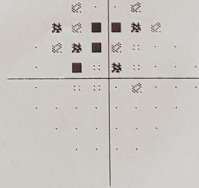
MD -3.42 DB P < 2%

PSD 2.59 DB P < 2%

TOTAL DEVIATION



PATTERN DEVIATION



⋯ < 5%
⋯ < 2%
⋯ < 1%
■ < 0.5%



Ü...S...
YAŞ: 64

oculera


Görme Alanı Analizi
30.09.2021
11:59:34

Test Süresi
5:29
Kör Nokta Testi
3/16
Test Yöntemi
Ocülera Interactive

Test Tipi
24-2
False NEG Hataları
25%
False POS Hataları
14%

Sol Göz

15	21	22	21					
18	16	21	23	25	22			
24	22	19	20	22	23	23	21	
27	22	21	27	27	28	26	24	22
27	0	26	29	29	26	26	22	22
27	29	25	29	29	26	25	22	
27	28	29	28	29	27			
25	26	28	28					



-9	-4	-3	-4				
-9	-12	-7	-5	-3	-6		
-3	-7	-11	-11	-9	-8	-6	-6
-1	-10	-6	-6	-4	-4	-4	-2
-1	-6	-4	-5	-6	-4	-6	-2
-1	-1	-7	-3	-3	-6	-5	-5
-2	-2	-1	-2	-1	-2		
-3	-2	0	1				

-8	-3	-2	-3				
-8	-11	-6	-4	-2	-5		
-2	-6	-10	-10	-8	-7	-5	-5
0	-9	-5	-5	-3	-3	-3	-1
0	-5	-3	-4	-5	-3	-5	-1
0	0	-6	-2	-2	-5	-4	-4
-1	-1	0	-1	0	-1		
-2	-1	1	2				

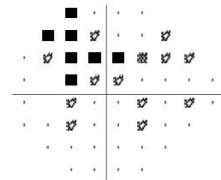
GHT

VFI 89.7%

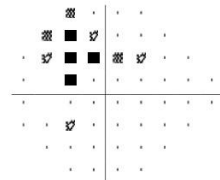
MD -4.82 dB

PSD 7.11 dB

Total Deviation

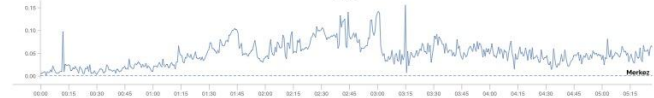


Pattern Deviation



⋯ < 5%
⋯ < 2%
⋯ < 1%
■ < 0.5%

GAZE



SINGLE FIELD ANALYSIS

EYE: RIGHT

DOB: 01-01-1987

NAME:
 ID: 0

CENTRAL 24-2 THRESHOLD TEST



FIXATION MONITOR: OFF
 FIXATION TARGET: CENTRAL
 FIXATION LOSSES: 0/0
 FALSE POS ERRORS: 14 %
 FALSE NEG ERRORS: 10 %
 TEST DURATION: 07:04

STIMULUS: III. WHITE
 BACKGROUND: 31.5 ASB
 STRATEGY: SITA-STANDARD

PUPIL DIAMETER: 4.8 MM
 VISUAL ACUITY:
 RX: DS DC X

DATE: 09-23-2021
 TIME: 10:53
 AGE: 34


FOVEA: 34 DB ::



DHT
 OUTSIDE NORMAL LIMITS
 VFI 75%
 MD -9.87 DB P (0.5%
 PSD 8.72 DB P (0.5%

TOTAL DEVIATION

PATTERN DEVIATION



Legend for Pattern Deviation plot showing symbols for different probability levels.



K***Y****
 YAŞ: 34

oculera

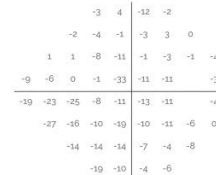

Görme Alanı Analizi
 23.09.2021
 11:31:45

Test Süresi
 7:38
 Kör Nokta Testi
 5/21
 Test Yöntemi
 Oculera Interactive

Test Tipi
 24-2
 False NEG Hataları
 0%
 False POS Hataları
 22%

Sag Göz


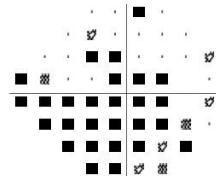
	22	29	13	22				
	25	24	27	25	30	27		
	27	30	23	20	30	27	27	23
15	21	30	31	0	22	20	23	24
5	4	5	24	22	20	20	26	23
0	13	21	12	21	20	23	27	
14	15	15	22	25	21			
7	17	23	21					



DHT
 VFI 68.8%
 MD -9.59 dB
 PSD 13.37 dB

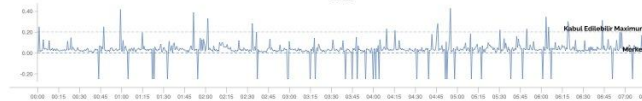
Total Deviation

Pattern Deviation



Legend for Gaze plot showing symbols for different probability levels.

GAZE



SINGLE FIELD ANALYSIS

EYE: RIGHT

NAME: [REDACTED]

DOB: 01-01-1941

ID: 34856

CENTRAL 24-2 THRESHOLD TEST


FIXATION MONITOR: OFF
 FIXATION TARGET: CENTRAL
 FIXATION LOSSES: 0/0
 FALSE POS ERRORS: 0 %
 FALSE NEG ERRORS: 10 %
 TEST DURATION: 07:02

STIMULUS: III. WHITE
 BACKGROUND: 31.5 ASB
 STRATEGY: SITA-STANDARD

PUPIL DIAMETER: 5.5 MM
 VISUAL ACUITY:
 RX: DS DC X

DATE: 09-30-2021
 TIME: 02:11
 AGE: 80

FOVER: 21 DB



-14	-17	-20	-11				
-20	-19	-18	-17	-21			
-15	-13	-15	-5	-6	-17	-11	-6
-14	-16	-3	-6	-7	-8	-9	-9
-12	-16	-8	-7	-9	-9	-7	-7
-9	-6	-6	-5	-5	-4	-3	-8
-12	-5	-7	-6	-5	-6		
-14	-10	-11	-11				

-8	-12	-14	-5				
-15	-13	-12	-4	-12	-15		
-9	-7	-9	0	0	-12	-5	0
-9	-11	2	-1	-1	-2	-3	-4
-7	-11	2	-2	-3	-3	-1	-1
-3	0	0	0	0	2	2	-2
-6	0	-1	0	1	0		
-9	-4	-5	-5				

GHT
 OUTSIDE NORMAL LIMITS

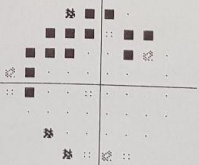

VFI 82%

MD -9.37 DB P < 0.5%


PSD 4.88 DB P < 0.5%

TOTAL DEVIATION

PATTERN DEVIATION



● < 5%
 ● < 2%
 ● < 1%
 ■ < 0.5%



M**** A****

YAŞ: 80

oculera


Görme Alanı Analizi
 30.09.2021
 11:03:05

Test Süresi
 8:58
 Kır Nokta Testi
 0/16
 Test Yöntemi
 Oculera Interactive

Test Tipi
 24-2
 False NEG Hataları
 12%
 False POS Hataları
 5%

Sağ Göz

11	6	5	13					
9	12	16	18	10	7			
10	11	15	24	15	13	19	23	
13	11	25	24	25	26	21	10	18
17	10	24	21	24	23	22	0	19
18	23	17	24	23	25	29	20	
15	26	25	23	23	25			
11	17	15	18					



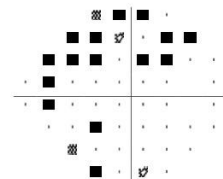

-13	-18	-10					
-17	-15	-11	-9	-16	-19		
-15	-17	-15	-6	-15	-16	-8	-3
-10	-15	-4	-7	-7	-6	-9	-9
-6	-17	-5	-10	-9	-9	-8	
-8	-6	-14	-7	-8	-6	0	-7
-13	-3	-4	-5	-5	-3		
-15	-10	-12	-9				

-8	-13	-5					
-12	-10	-6	-4	-11	-14		
-10	-12	-10	-1	-10	-11	-3	2
-5	-10	1	-2	-2	-1	-4	-4
-1	-12	0	-5	-4	-4	-3	
-3	-1	-9	-2	-3	-1	5	-2
-8	2	1	-1	-1	2		
-10	-5	-7	-4				

GHT
 VFI 83.31%
 MD -9.96 DB
 PSD 7.04 DB

Total Deviation

Pattern Deviation



● < 5%
 ● < 2%
 ● < 1%
 ■ < 0.5%

GAZE



SINGLE FIELD ANALYSIS

NAME:
 ID: 33990

EYE: RIGHT
 DOB: 01-01-1953

CENTRAL 24-2 THRESHOLD TEST


FIXATION MONITOR: OFF
 FIXATION TARGET: CENTRAL
 FIXATION LOSSES: 0/0
 FALSE POS ERRORS: 1 %
 FALSE NEG ERRORS: 13 %
 TEST DURATION: 09:28

STIMULUS: III, WHITE
 BACKGROUND: 31.5 ASB
 STRATEGY: SITA-STANDARD

PUPIL DIAMETER: 5.5 MM
 VISUAL ACUITY:
 RX: DS DC X

DATE: 03-20-2021
 TIME: 02:23
 AGE: 68

FOVER: 34 DB



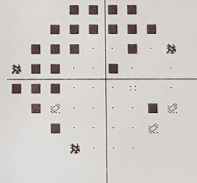
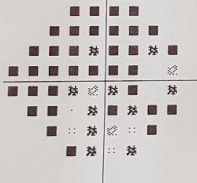
-28	-20	-28
-30	-11	-31
-23	-16	-12
-17	-20	-16
-21	-17	-15
-18	-9	-2
-15	-3	-5
-12	-6	-4

-24	-24	-23
-26	-7	-27
-19	-12	-8
-13	-16	-14
-17	-13	-11
-14	4	2
-11	1	-1
-8	-2	1

GHT
 OUTSIDE NORMAL LIMITS
 VFI 74%
 MD -10.67 DB P < 0.5%
 PSD 8.28 DB P < 0.5%

TOTAL DEVIATION

PATTERN DEVIATION



□ < 5%
 □ < 2%
 □ < 1%
 □ < 0.5%



K*** K***
 YAŞ: 68




Görme Alanı Analizi
 30.09.2021
 11:37:51

Test Süresi
 5:39
 Kör Nokta Testi
 2/14
 Test Yöntemi
 Oculera Interactive

Test Tipi
 24-2
 False NEG Hataları
 14%
 False POS Hataları
 4%

Sağ Göz

0	0	0	0
0	19	0	2
3	15	15	22
8	12	13	27
1	12	17	26
9	25	29	23
16	25	22	26
15	24	24	24




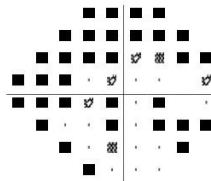
-25	-25	-24
-28	-9	-28
-24	-14	-16
-18	-16	-17
-23	-16	-13
-18	-5	-9
-13	-5	-8
-12	-4	-4

-21	-21	-20
-24	-5	-24
-20	-10	-12
-12	-12	-13
-19	-12	-9
-14	-1	-5
-9	-1	-4
-8	0	0

GHT
 VFI 75.91%
 MD -11.93 dB
 PSD 9.64 dB

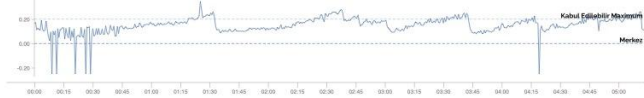
Total Deviation

Pattern Deviation



□ P < 5%
 □ P < 2%
 □ P < 1%
 □ P < 0.5%

GAZE




SINGLE FIELD ANALYSIS

NAME: EYE: LEFT
 ID: 0 DOB: 01-01-1946

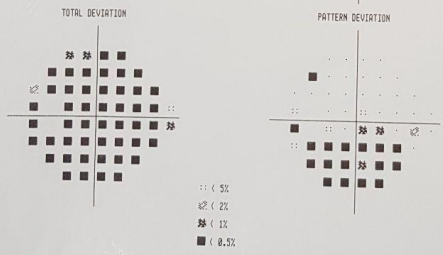
CENTRAL 24-2 THRESHOLD TEST

FIXATION MONITOR: OFF STIMULUS: III, WHITE PUPIL DIAMETER: DATE: 09-24-2021
 FIXATION TARGET: CENTRAL BACKGROUND: 31.5 GSR VISUAL ACUITY: TIME: 09:51
 FIXATION LOSSES: 0/0 STRATEGY: S17H-STANDARD RX: OS DC X AGE: 75
 FALSE POS ERRORS: 1 %
 FALSE NEG ERRORS: 6 %
 TEST DURATION: 07:39
 FOVER: 24 08



-13	-11	-14	-11	-1	1	-2	0										
-23	-13	-15	-14	-12	-12	-11	-2	-3	-2	-1	-1						
-6	-15	-14	-13	-13	-15	-12	-12	6	-3	-2	-1	-2	-3	0	-1		
-17	-12	-14	-15	-12	-12	-13	-5	-5	0	-2	-4	0	0	-2	6		
-20	-15	-13	-16	-16	-11	-17	-12	-8	-4	-1	-5	-4	1	-5	0		
-17	-32	-27	-33	-17	-25	-32	-13	-5	-20	-15	-22	6	-13	-20	-2		
-31	-32	-32	-16	-32	-31	-20	-20	-21	-5	-20	-19	-20	-20	-21	-5	-20	-19
-31	-29	-27	-28	-19	-17	-16	-14										

DXT
 OUTSIDE NORMAL LIMITS
 VFI 65%
 MD -18.37 DB P < 0.5%
 PSD 8.20 DB P < 0.5%



D**** A****
 YAŞ: 75




Görme Alanı Analizi
 24.09.2021
 10:50:42

Test Süresi: 0:14
 Kör Nokta Testi: 2/18
 Test Yöntemi: Oculera Interactive

Test Tipi: 24-2
 False NEG Hataları: 31%
 False POS Hataları: 5%

Sol Göz

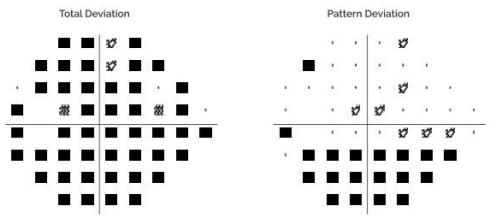
13	15	18	10					
6	14	16	20	15	16			
26	18	17	18	21	15	23	14	
18	2	23	17	19	19	21	17	21
9	0	21	22	23	18	15	12	11
14	0	5	0	15	0	0	4	
0	10	0	12	2	0			
0	0	3	3					



-10	-9	-6	-14				
-20	-13	-11	-7	-12	-13		
0	-10	-12	-12	-9	-15	-5	-12
-9	-8	-15	-14	-12	-8	-10	-2
-18	-10	-11	-10	-14	-15	-15	-12
-13	-29	-26	-31	-17	-31	-29	-22
-20	-19	-20	-17	-27	-28		
-27	-27	-24	-23				

-2	-1	2	-6				
-12	-5	-3	1	-4	-3		
8	-2	-4	-4	-1	-7	3	-4
-1	0	-7	-6	-4	0	-2	6
-10	-2	-3	-2	-6	-7	-7	-4
-5	-21	-18	-23	-9	-23	-21	-14
-21	-11	-21	-9	-19	-20		
-19	-19	-16	-15				

GHT
 VFI 67.91%
 MD -16.63 dB
 PSD 9.88 dB



SINGLE FIELD ANALYSIS

EYE: LEFT
DOB: 01-01-1953

NAME:
ID: 33990

CENTRAL 24-2 THRESHOLD TEST

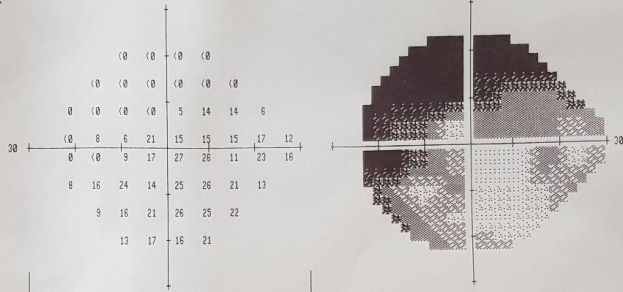
FIXATION MONITOR: OFF
FIXATION TARGET: CENTRAL
FIXATION LOSSES: 0/0
FALSE POS ERRORS: 2 %
FALSE NEG ERRORS: 13 %
TEST DURATION: 07:20

STIMULUS: III, WHITE
BACKGROUND: 31.5 ASB
STRATEGY: SITA-STANDARD

PUPIL DIAMETER: 5.2 MM
VISUAL ACUITY:
RX: DS DC X

DATE: 09-30-2021
TIME: 02:14
AGE: 68

FOVER: 29 DB ■



-28	-28	-28	-28
-29	-30	-31	-31
-28	-31	-32	-32
-31	-25	-11	-17
-28	-23	-15	-6
-22	-14	-7	-17
-21	-14	-10	-4
-16	-12	-13	-7

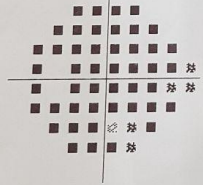
-21	-22	-22
-23	-23	-24
-24	-24	-25
-24	-18	-4
-25	-8	-1
-15	-8	-1
-14	-7	-3
-9	-6	-1

GHT
OUTSIDE NORMAL LIMITS


VF1 49%
MD -17.09 DB P < 0.5%
PSD 9.76 DB P < 0.5%

TOTAL DEVIATION

PATTERN DEVIATION



■ P < 5%
■ P < 2%
■ P < 1%
■ P < 0.5%



K*** K***
YAŞ: 68

oculera


Görme Alanı Analizi
30.09.2021
11:45:28

Test Süresi
5:08
Kör Nokta Testi
1/16
Test Yöntemi
Oculera Interactive

Test Tipi
24-2
False NEG Hataları
11%
False POS Hataları
7%
75%

Sol Göz

0	0	0	0	0	0
0	0	4	0	0	0
0	1	1	0	7	13
0	2	13	25	13	18
0	0	16	17	25	20
0	9	17	20	18	21
5	11	19	19	20	17
7	15	16	10		



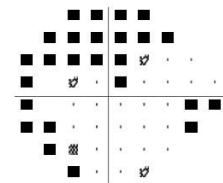
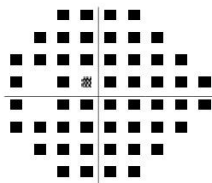
-24	-25	-25
-27	-28	-24
-27	-28	-29
-28	-18	-8
-28	-16	-16
-28	-21	-15
-24	-19	-11
-21	-13	-12

-13	-14	-14
-16	-17	-13
-16	-17	-18
-17	-7	3
-17	-5	-5
-17	-10	-4
-13	-8	0
-10	-2	-1

GHT
VF1 62.50%
MD -19.06 dB
PSD 8.32 dB

Total Deviation

Pattern Deviation



■ P < 5%
■ P < 2%
■ P < 1%
■ P < 0.5%

GAZE



SINGLE FIELD ANALYSIS

NAME:

ID: 38641

EYE: RIGHT

DOB: 01-01-1978

CENTRAL 24-2 THRESHOLD TEST

FIXATION MONITOR: GRAZE/BLIND SPOT

FIXATION TARGET: CENTRAL

FIXATION LOSSES: 3/14 KK

FALSE POS ERRORS: 3 %

FALSE NEG ERRORS: 16 %

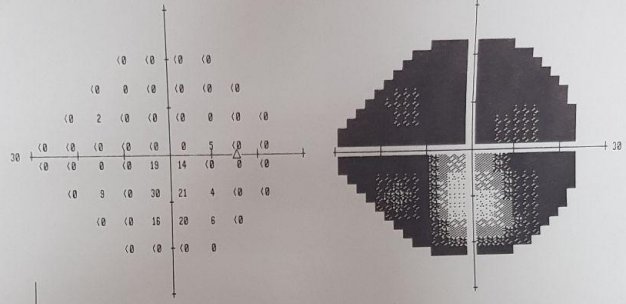
TEST DURATION: 06:48

FOVER: 20 DB ■

STIMULUS: III, WHITE
BACKGROUND: 31.5 PSD
STRATEGY: SITA-STANDARD

PUPIL DIAMETER: 6.0 MM
VISUAL ACUITY:
RX: DS DC X

DATE: 18-01-2021
TIME: 02:17
AGE: 51



-30	-30	-29
-31	-30	-32
-31	-28	-33
-28	-32	-33
-29	-32	-32
-31	-22	-34
-32	-33	-16
-31	-32	-30


PATTERN DEVIATION NOT SHOWN FOR SEVERELY DEPRESSED FIELDS. REFER TO TOTAL DEVIATION.

*** LOW TEST RELIABILITY ***

CHT OUTSIDE NORMAL LIMITS

VEI 14%
MD -28.34 DB P < 0.5%
PSD 0.33 DB P < 0.5%


TOTAL DEVIATION



PATTERN DEVIATION

PATTERN DEVIATION NOT SHOWN FOR SEVERELY DEPRESSED FIELDS. REFER TO TOTAL DEVIATION.

□ < 5%
▨ < 2%
▩ < 1%
■ < 0.5%



Z**** K****
YAŞ: 51




Görme Alanı Analizi
01.10.2021
13:15:30

Test Süresi 5:32
Kör Nokta Testi 0:13
Test Yöntemi Oculera Interactive

Test Tipi 24-2
False NEG Hataları 11%
False POS Hataları 14%

Sağ Göz

	0	0	0	0	0	0	0	0	0
	0	0	0	0	0	0	0	0	0
	0	0	2	0	0	0	0	0	0
0	2	0	5	2	2	0	0	0	0
0	0	5	17	19	11	0	6	0	0
0	12	16	29	18	0	2	0	0	0
0	0	0	4	0	0	0	0	0	0
0	0	0	0	0	0	0	0	0	0

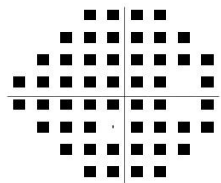


-26	-26	-26	-26
-29	-29	-29	-29
-28	-30	-30	-32
-25	-26	-31	-28
-25	-29	-26	-16
-28	-10	-17	-4
-30	-30	-31	-27
-28	-28	-28	-29

GHT

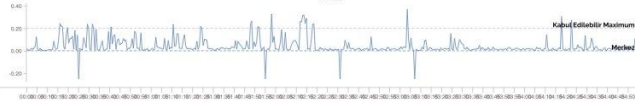
VFI 21.85%
MD -26.67 dB
PSD 17.14 dB

Total Deviation



□ P < 5%
▨ P < 2%
▩ P < 1%
■ P < 0.5%

GAZE



01:00:00 01:01:00 01:02:00 01:03:00 01:04:00 01:05:00 01:06:00 01:07:00 01:08:00 01:09:00 01:10:00 01:11:00 01:12:00 01:13:00 01:14:00 01:15:00 01:16:00 01:17:00 01:18:00 01:19:00 01:20:00 01:21:00 01:22:00 01:23:00 01:24:00 01:25:00 01:26:00 01:27:00 01:28:00 01:29:00 01:30:00 01:31:00 01:32:00 01:33:00 01:34:00 01:35:00 01:36:00 01:37:00 01:38:00 01:39:00 01:40:00 01:41:00 01:42:00 01:43:00 01:44:00 01:45:00 01:46:00 01:47:00 01:48:00 01:49:00 01:50:00 01:51:00 01:52:00 01:53:00 01:54:00 01:55:00 01:56:00 01:57:00 01:58:00 01:59:00 02:00:00

SINGLE FIELD ANALYSIS

EYE: LEFT
DOB: 01-01-1970

NAME: [REDACTED]
ID: 38641

CENTRAL 24-2 THRESHOLD TEST

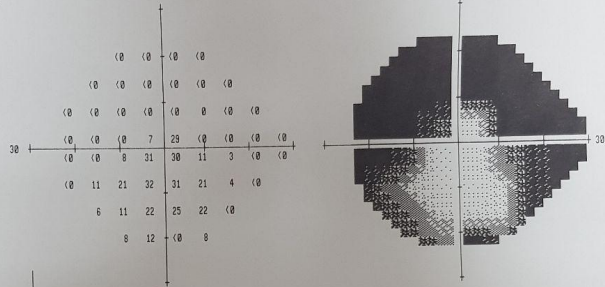
FIXATION MONITOR: OFF
FIXATION TARGET: CENTRAL
FIXATION LOSSES: 0/0
FALSE POS ERRORS: 2 %
FALSE NEG ERRORS: 20 %
TEST DURATION: 06:11

STIMULUS: III, WHITE
BACKGROUND: 31.5 RSB
STRATEGY: SITA-STANDARD

PUPIL DIAMETER:
VISUAL ACUITY:
RX: DS DC X

DATE: 10-01-2021
TIME: 02:25
AGE: 51

FOVEA: 23 DB



-29	-29	-30	-30				
-30	-31	-32	-32	-31			
-31	-32	-33	-34	-31	-33	-31	
-32	-34	-26	-4	-34	-33	-32	-29
-32	-24	-2	-3	-22	-29	-32	-29
-32	-20	-11	0	-2	-11	-27	-31
-24	-20	-9	-7	-9	-32		
-22	-17	-32	-22				


PATTERN DEVIATION NOT SHOWN FOR SEVERELY DEPRESSED FIELDS. REFER TO TOTAL DEVIATION.

GHT
OUTSIDE NORMAL LIMITS

VFI 34%
MD -23.22 DB P < 0.5%
PSD 12.20 DB P < 0.5%

TOTAL DEVIATION

PATTERN DEVIATION



PATTERN DEVIATION NOT SHOWN FOR SEVERELY DEPRESSED FIELDS. REFER TO TOTAL DEVIATION.

∴ < 5%
∩ < 2%
⊠ < 1%
■ < 0.5%

Z**** K****
YAŞ: 51



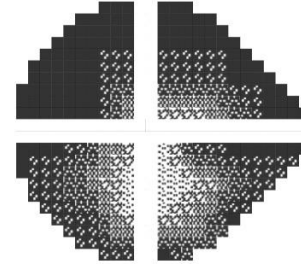
Görme Alanı Analizi
01.10.2021
13:25:24

Test Süresi
8:55
Kör Nokta Testi
0/14
Test Yöntemi
Oculera Interactive

Test Tipi
24-2
False NEG Hataları
0%
False POS Hataları
13%

Sol Göz

0	0	0	0	0	0			
0	0	0	0	0	0			
0	0	0	4	4	4	0	0	
0	0	0	15	-20	18	9	0	0
0	0	7	19	-23	2	0	0	0
0	4	13	21	-25	19	9	2	
3	3	20	-19	12	0			
2	3	0	8					

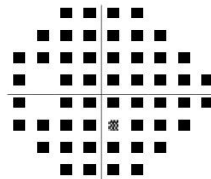


-26	-26	-26	-26				
-28	-20	-20	-20	-20			
-28	-30	-31	-28	-28	-28	-30	-28
-29	-32	-10	-14	-15	-32	-28	-25
-29	-26	-15	-32	-31	-31	-29	-25
-20	-27	-19	-12	-8	-14	-22	-26
-27	-28	-11	-12	-10	-30		
-27	-26	-28	-20				

GHT

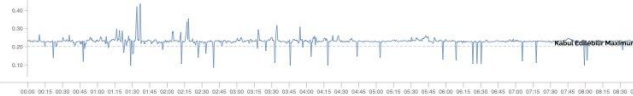
VFI 36%
MD -24.09 dB
PSD 9.98 dB

Total Deviation



∴ P < 5%
∩ P < 2%
⊠ P < 1%
■ P < 0.5%

GAZE



SINGLE FIELD ANALYSIS

NAME:
 ID: 39536

CENTRAL 24-2 THRESHOLD TEST

FIXATION MONITOR: GRAZE/BLIND SPOT

FIXATION TARGET: CENTRAL

FIXATION LOSSES: 1/16

FALSE POS ERRORS: 0 %

FALSE NEG ERRORS: 6 %

TEST DURATION: 07:07



FOVEA: 35 DB

STIMULUS: III, WHITE
 BACKGROUND: 31.5 RSB
 STRATEGY: SITA-STANDARD

PUPIL DIAMETER: 3.0 MM
 VISUAL ACUITY:
 RK: DS DC X

EYE: LEFT
 DOB: 01-01-1982

DATE: 10-05-2021
 TIME: 01:41
 AGE: 39




-19	-16	-21	-23				
-21	-16	-13	-13	-23	-26		
-17	-17	-10	-7	-13	-14	-33	-32
-12	-8	-4	-6	-14	-19	-32	-30
-23	-6	-3	-9	-20	-34	-33	-30
-24	-21	-6	-4	-8	-23	-34	-32
-11	-8	-12	-22	-34	-33		
-5	-11	-21	-32				

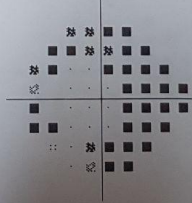
-12	-10	-14	-17				
-14	-10	-6	-7	-17	-20		
-10	-4	-1	-7	-9	-27	-25	
-5	-3	0	-8	-13	-26	-24	
-17	0	3	-3	-14	-28	-24	
-18	-14	1	2	-1	-16	-27	-26
-5	-2	-6	-16	-27	-26		
1	-5	-15	-25				

GHT
 OUTSIDE NORMAL LIMITS
 VFI 62%
 MD -17.51 DB P < 0.5%
 PSD 10.66 DB P < 0.5%

TOTAL DEVIATION



PATTERN DEVIATION



□ < 5%
 □ < 2%
 □ < 1%
 ■ < 0.5%

5 K
 YAŞ: 39

oculera


Görme Alanı Analizi
 05.10.2021
 10:39:02

Test Süresi
 6:39
 Kır Nokta Testi
 2/16
 Test Yöntemi
 Oculera Interactive

Test Tipi
 24-2
 False NEG Hataları
 14%
 False POS Hataları
 4%

Sol Göz

13	13	5	0					
15	15	20	14	5	0			
12	14	20	24	24	5	0	0	
4	12	24	28	16	13	0	0	0
12	0	24	25	16	14	0	0	0
16	21	25	25	17	2	0	0	
25	24	23	12	18	0			
25	27	5	0					




-13	-14	-22	-27				
-14	-14	-10	-16	-25	-29		
-17	-16	-12	-9	-9	-28	-31	-28
-25	-9	-7	-19	-21	-32	-29	-26
-17	-9	-10	-19	-20	-32	-29	-26
-13	-10	-8	-8	-16	-31	-31	-29
-6	-7	-8	-19	-13	-30		
-4	-2	-24	-28				

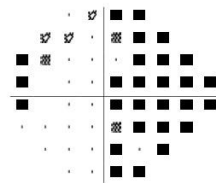
-5	-6	-19					
-6	-6	-2	-8	-17	-23		
-9	-8	-4	-1	-1	-20	-23	-20
-17	-3	1	-11	-13	-24	-21	-18
-9	-1	-2	-11	-12	-24	-21	-18
-6	-2	0	-8	-23	-23	-21	
2	1	0	-11	-5	-32		
4	6	-16	-20				

GHT
 VFI 62.50%
 MD -17.89 dB
 PSD 11.98 dB

Total Deviation

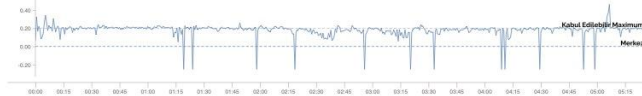


Pattern Deviation



□ < 5%
 □ < 2%
 □ < 1%
 ■ < 0.5%

GAZE



SINGLE FIELD ANALYSIS

NAME: [REDACTED]
 ID: 38670

EYE: LEFT
 DOB: 01-01-1965

CENTRAL 24-2 THRESHOLD TEST

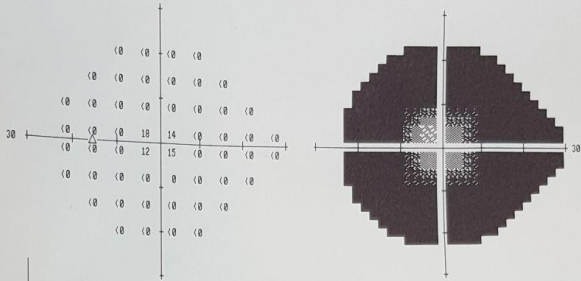
FIXATION MONITOR: BLIND SPOT
 FIXATION TARGET: CENTRAL
 FIXATION LOSSES: 0/12
 FALSE POS ERRORS: 3 %
 FALSE NEG ERRORS: N/A
 TEST DURATION: 06:10

STIMULUS: III. WHITE
 BACKGROUND: 31.5 ASB
 STRATEGY: SITA-STANDARD

PUPIL DIAMETER: 5.8 MM
 VISUAL ACUITY:
 RX: DS DC X

DATE: 10-15-2021
 TIME: 01:39
 AGE: 56

FOVER: 13 DB ■



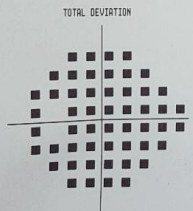
-29	-29	-29
-30	-31	-31
-31	-32	-33
-32	-34	-14
-32	-34	-20
-32	-33	-34
-32	-33	-33
-32	-32	-31

PATTERN DEVIATION NOT SHOWN FOR SEVERELY DEPRESSED FIELDS. REFER TO TOTAL DEVIATION.

GHT OUTSIDE NORMAL LIMITS

UFI 12%

MD -30.73 DB P < 0.5%
 PSD 5.18 DB P < 0.5%



□ < 5%
 □ < 2%
 □ < 1%
 ■ < 0.5%

PATTERN DEVIATION NOT SHOWN FOR SEVERELY DEPRESSED FIELDS. REFER TO TOTAL DEVIATION.



Z**** G****
 YAŞ: 56

oculera

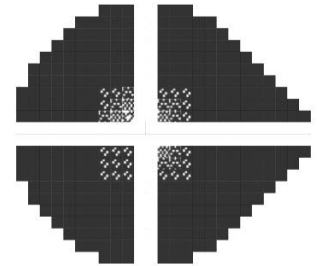
Görme Alanı Analizi
 15.10.2021
 10:38:30

Test Süresi: 3:04
 Kör Nokta Testi: 0/6
 Test Yöntemi: Oculera Interactive

Test Tipi: 24-2
 False NEG Hataları: 0%
 False POS Hataları: 0%

Sol Göz

0	0	0	0	0	0	0	0	0	0
0	0	0	0	0	0	0	0	0	0
0	0	0	0	18	11	0	0	0	0
0	0	0	3	15	0	0	0	0	0
0	0	0	0	0	0	0	0	0	0
0	0	0	0	0	0	0	0	0	0

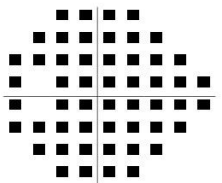


-25	-25	-26
-27	-28	-28
-27	-29	-31
-28	-32	-15
-28	-32	-31
-28	-30	-34
-28	-30	-30
-28	-28	-28

GHT

VFI 21.09%
 MD -28.00 dB
 PSD 4.24 dB

Total Deviation



□ < 5%
 □ < 2%
 □ < 1%
 ■ < 0.5%

GAZE

